

Mandible



Ref. DM - 201
 Price : 16,00 €

CHARACTERISTICS:
 Total edentulous mandible
 Bone density : D1-D2-D3-D4
 Narrow crest 3mm anterior area
 Healed ridge

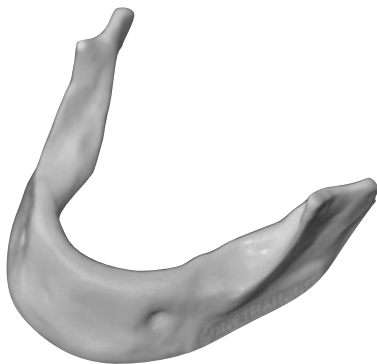
PRACTICES:
 Implant placement



Ref. DM - 148
 Price : 16,00 €

CHARACTERISTICS:
 Total edentulous mandible
 Bone density : D1-D2-D3-D4
 Ridge 8 mm anterior area
 Healed ridge

PRACTICES:
 Implant placement



Ref. DM - 147
 Price : 16,00 €

CHARACTERISTICS:
 Total edentulous mandible
 Bone density : D1-D2-D3-D4
 Ridge 8 mm anterior area
 Healed ridge

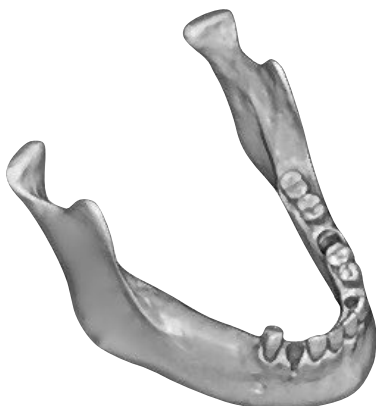
PRACTICES:
 Implant placement



Ref. DM - 606
 Price : 16,00 €

CHARACTERISTICS:
 Total edentulous mandible
 Bone density : D1-D2-D3-D4
 Sockets after extraction teeth and atrophy posterior area
 Healed ridge

PRACTICES:
 Implant placement
 Bone augmentation
 Immediate implant placement



Ref. DM - 149
 Price: 16,00 €

CHARACTERISTICS:
 Partial edentulous mandible
 Bone density : D1-D2-D3-D4
 No teeth left zone and healed ridge
 Pots extraction sockets canine, first molar
 Dehiscence socket canine

PRACTICES:
 Implant placement
 Socket preservation technique
 Biomaterial training



Ref. DM - 005-M
 Price: 16,00 €

CHARACTERISTICS:
 Partial edentulous mandible
 Bone density : D1-D2-D3-D4
 Thin ridge posterior area
 Horizontal bone augmentation
 KNIFE ridge

PRACTICES:
 Implant placement
 Bone augmentation
 Immediate implant placement
 GBR



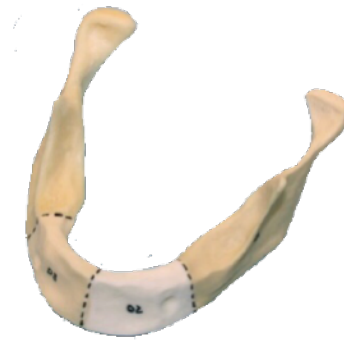
CHARACTERISTICS:

Partial edentulous mandible
Bone density : D1-D2-D3-D4
Healed ridge posterior area
Healed ridge anterior area

PRACTICES:

Implant placement

Ref. DM - 006
Price : 16,00 €



CHARACTERISTICS:

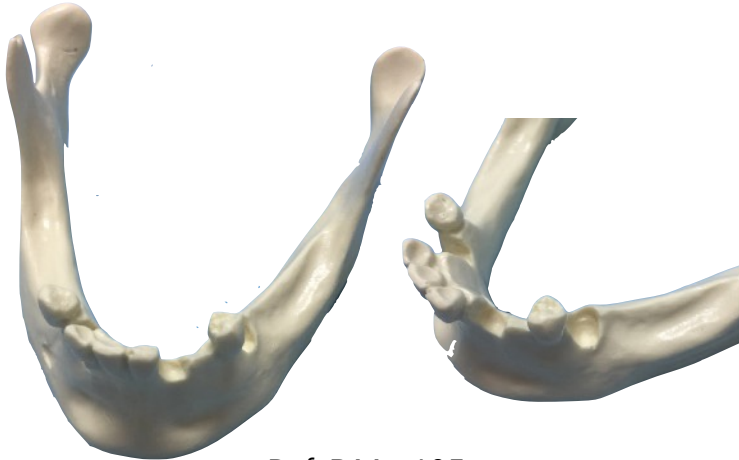
Total edentulous mandible
Bone density : D1-D2-D3-D4
Healed ridge posterior area
Healed ridge anterior area

PRACTICES:

Implant placement
Biomechanical model
Implant installation in the 4 densities of bone

Ref. DM - 203
Price : 45,00 €

Our model material behaves similar to natural bone during drilling and cutting



Ref. DM - 605
Price : 16,00 €

CHARACTERISTICS:

Partial edentulous mandible
Bone density : D1-D2-D3-D4
No teeth posterior left and right zone
Thin/Knife ridge
Dehiscence socket canine

PRACTICES:

Implant placement
Socket preservation technique
Biomaterial training
Bone augmentation



Ref. DM - 06-M
Price : 16,00 €

CHARACTERISTICS:

Total edentulous mandible
Bone density : D1-D2-D3-D4
Sockets after extraction teeth
Healed ridge

PRACTICES:

Implant placement
Bone augmentation
Immediate implant placement



Ref. DM - 901
Price : 16,00 €

CHARACTERISTICS:

Total edentulous mandible
Bone density : D1-D2-D3-D4
Healed ridge
Knife crest

PRACTICES:

Implant placement
Bone augmentation



Ref. EXT-1
Price : 65,00 €

CHARACTERISTICS:

Mandible with removable teeth
Bone density : D1-D2-D3-D4
Sockets after extraction teeth

PRACTICES:

Extraction teeth
Implant placement
Immediate implant placement



Ref. EXT-1-G
Price : 125,00 €

CHARACTERISTICS:

Mandible with removable teeth
Bone density : D1-D2-D3-D4
Sockets after extraction teeth

PRACTICES:

Extraction teeth
Implant placement
Immediate implant placement
Suturing, flaps, incisors



Ref. DM - 608
Price : 16,00 €

CHARACTERISTICS:

Total edentulous mandible
Bone density : D1-D2-D3-D4
Sockets after extraction teeth
Horizontal and vertical bone augmentation

PRACTICES:

Implant placement
Bone augmentation
Immediate implant placement
Horizontal and vertical bone augmentation



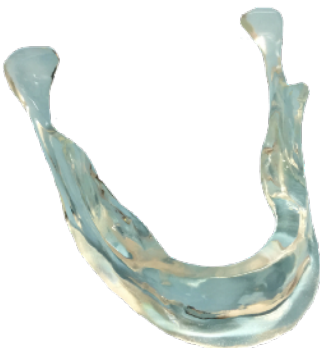
Ref. DM - 308
Price : 35,00 €

CHARACTERISTICS:

Total edentulous mandible
Bone density : D1-D2-D3-D4
Sockets after extraction teeth
Horizontal and vertical bone augmentation
Soft tissue

PRACTICES:

Implant placement
Bone augmentation
Immediate implant placement
Horizontal and vertical bone augmentation
Suturing, flaps, incisors



Ref. DM - 161
Price : 35,00 €

CHARACTERISTICS:

Total edentulous mandible
Bone density : D2
Ridge 8 mm anterior area
Healed ridge
Clear model

PRACTICES:

Implant placement



Ref. DM - 904
Price : 35,00 €

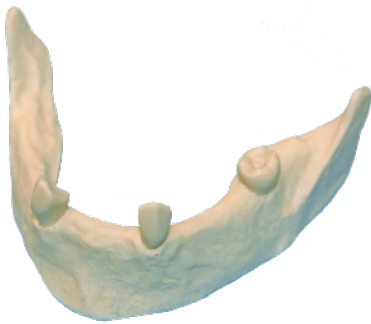
CHARACTERISTICS:

Total edentulous mandible
Bone density : D1-D2-D3-D4
Sockets after extraction teeth
Horizontal and vertical bone augmentation
Soft tissue

PRACTICES:

Implant placement
Immediate implant placement
Horizontal and vertical bone augmentation
Suturing, flaps, incisors

Because everybody is special and has different needs we are flexible and accommodating. We would be very happy to work with you to design and create any models according to your particular requirements.



Ref. DM - 305
Price : 16,00 €

CHARACTERISTICS:

Partial edentulous mandible
Bone density : D1-D2-D3-D4
Healed ridge posterior area
Healed ridge anterior area

PRACTICES:

Implant placement



Ref. DM - 160
Price : 35,00 €

CHARACTERISTICS:

Partial edentulous mandible
Bone density : D1-D2-D3-D4
Healed ridge posterior area
Healed ridge anterior area
Soft tissue

PRACTICES:

Implant placement
Suturing, flaps, incisors



Ref. DM - 159
Price : 35,00 €

CHARACTERISTICS:

Partial edentulous mandible
Bone density : D1-D2-D3-D4
Healed ridge posterior area
Healed ridge anterior area
Soft tissue
Sockets post extraction

PRACTICES:

Implant placement
Suturing, flaps, incisors
Socket preservation technique



Ref. DM - 158
Price : 35,00 €

CHARACTERISTICS:

Partial edentulous mandible
Bone density : D1-D2-D3-D4
Healed ridge posterior area
Healed ridge anterior area
Soft tissue

PRACTICES:

Implant placement
Suturing, flaps, incisors



Ref. DM - 611
Price : 35,00 €

CHARACTERISTICS:

Partial edentulous mandible
Bone density : D1-D2-D3-D4
Healed ridge posterior area
Healed ridge anterior area
Soft tissue

PRACTICES:

Implant placement
Suturing, flaps, incisors



Ref. DM - 900
Price : 35,00 €

CHARACTERISTICS:

Partial edentulous mandible
Bone density : D1-D2-D3-D4
No teeth posterior left and right zone
Dehiscence socket

PRACTICES:

Implant placement
Socket preservation technique
Biomaterial training